

# NEW

ULTIMATE CASEMENT AND AWNING COLLECTION



# YOU

dream big, we've answered big. Marvin introduces the new Ultimate Casement collection. The same craftsmanship and innovation you expect from Marvin are now available on a much larger scale—40" x 92" to be exact—and suitable for nearly any type of construction, remodel, or replacement. That's because the new Ultimate Casement, together with the Ultimate Replacement Casement, gives you a choice of a full or narrow jamb, while still providing the same design flexibility and endless options for customization. Of course, beauty must also have a practical side. Easy cleaning, energy efficiency, and incredible hardware durability come standard in our Ultimate Casement collection. Not to mention breathtaking views and a gentle breeze or two.

## COUNTLESS DESIGN OPTIONS.

- 5 simulated divided lite size choices.



- Tall bottom rail.
- Simulated checkrail.
- 9 casing profiles.
- 19 clad colors.
- 6 subsill profiles.
- 3 sticking profiles.
- Choice of recessed, traditional looking exterior sash, or flush sash, for a more contemporary look.

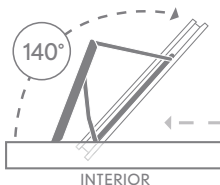
## EASE OF INSTALLATION.

Removable interior covers and pre-drilled jamb holes make installation simple and provide a clean, finished appearance.

Adjustable hinges allow for fine-tuned installation and ensures a snug fit over time.

Every size is a standard size, which gives you complete design flexibility and guarantees a perfectly-sized window for your specific need.

## REVOLUTIONARY WASH MODE.



Revolutionary hardware allows for access to both sides of the glass from indoors.

## THE NEW ULTIMATE CASEMENT

## THE ULTIMATE REPLACEMENT CASEMENT



## ANY APPLICATION.

Choice of a full 4 9/16" jamb or a narrow 2 3/16" jamb allows for use in nearly any new construction, remodeling, or replacement application.

## LARGE SIZES—ULTIMATE PERFORMANCE.

We have developed the most durable hardware in the industry. It supports sashes up to 150 pounds and ensures easy opening and smooth operation over the life of your window.



### CASEMENT

40" x 92"  
36" x 96"  
max.



### AWNING

72" x 72" Ultimate Awning  
72" x 63" Ultimate Replacement Awning  
max.

Commercial Rated  
**DP50**  
EVEN AT LARGE SIZES

Casement  
FRAME SIZE 40" x 92"  
36" x 96"  
Awning  
FRAME SIZE 72" x 63" Ultimate Awning  
FRAME SIZE 72" x 63" Ultimate Replacement Awning

ENERGY STAR Compliant  
**N, NC, SC, S**

One-lite Low E II with  
argon insulating glass.

# BEAUTIFUL WINDOWS, ANY APPLICATION.

ULTIMATE  
 CASEMENT  
 Full Jamb

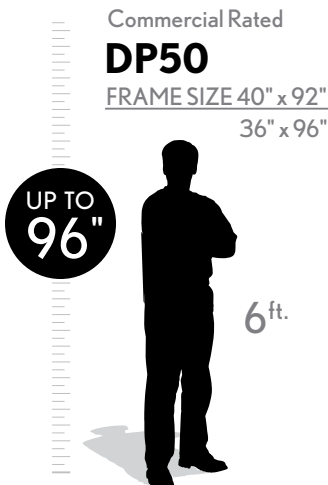


ULTIMATE  
 REPLACEMENT  
 CASEMENT  
 Narrow Jamb



CASEMENT & AWNING	UC	URC
Can be used in new construction, full frame tear outs, and additions.	✓	✓
Can be used as a frame-in-frame insert.	○	✓
Features a recessed sash for a more traditional look.	✓	○
Features a flush sash for a more contemporary look.	○	✓
Jamb extensions available.	✓	✓
Marvin exclusive wash mode.*	✓	✓
All Marvin Casement collection options.	✓	✓
* Wash mode is not available on Awning windows. Wash mode is not available on Casement windows less than 20" in width.		

# A TRUE MEASURE OF SUCCESS.



The entire Ultimate Casement collection features the most durable hardware in the industry, allowing it to support larger than ever, fully operating windows. Better yet, big won't infringe on easy opening and performance. Every Ultimate Casement window is also extremely energy efficient and meets all ENERGY STAR requirements, even at larger sizes.

# EASY CLEANING INSIDE AND OUT.

Gone are the days of ladders, scaffolding, or ignoring a dirty window because it's a chore to clean. With the new Ultimate Casement collection, cleaning is a simple task. The revolutionary hardware allows the window to rotate inward, making both sides of the glass washable from the interior of the home. That means second and third stories can be as easy to wash as your main floors, so your views are always clean.

## EASY WASH MODE



Crank handle twice.



Push down on the hardware arm, and push the window away. Then crank arm back.



Swing window all the way open, pulling it across toward the lock for accessibility to exterior glass.

# INTRODUCING THE NEW ULTIMATE CASEMENT.

Today more than ever, home design calls for versatility. So we've extended the technology used in the Ultimate Replacement Casement window to the new full, 4 <sup>9</sup>/<sub>16</sub>" jamb Ultimate Casement. It offers extremely durable hardware that supports some of the largest, most breathtaking windows in the industry, while eliminating the age-old issues of sash dragging and sticking. It features smooth operating hardware and has the durability to last for generations. It's Marvin's innovation and craftsmanship that make anything possible.



## THE FULL 4 <sup>9</sup>/<sub>16</sub>" JAMB

The Ultimate Casement works well for new construction applications, or is perfectly suited for full frame tear-out replacements.



# ULTIMATE AWNING.

The Ultimate Awning is also available with a full 4 <sup>9</sup>/<sub>16</sub>" jamb. Additionally, the Ultimate Replacement Awning is available with a narrow 2 <sup>3</sup>/<sub>16</sub>" jamb. Its revolutionary hardware system enables awnings to easily operate in sizes as large as 72" x 72". A commercial grade rating ensures ultimate performance. Picture windows are also available to add maximum visual impact.





# THE ULTIMATE REPLACEMENT CASEMENT.

The versatility of the Ultimate Replacement Casement window allows you to update the functionality, performance, and energy efficiency of your windows without sacrificing their original style. The narrow  $2\frac{3}{16}$ " jamb is a suitable solution for virtually any remodel or replacement application. In cases where you want to keep your existing window frame, the Ultimate Replacement Casement can be used as a frame-in-frame insert and when used as an insert, there is no need to disturb the existing wallpaper, siding, or millwork. And because each casement is crafted specifically to the window opening, you are assured of a perfect fit into any existing space or new opening.



## THE NARROW $2\frac{3}{16}$ " JAMB

While the Ultimate Replacement Casement window is used typically for remodeling and replacement applications, it can add a contemporary look when used for new construction.





Opens close to jamb for wider views and meets egress at very small sizes.

## WOOD SPECIES.



PINE



DOUGLAS FIR

### SELECT



MAHOGANY



CHERRY



WHITE OAK



PRIMED WOOD



VERTICAL GRAIN  
DOUGLAS FIR

## HARDWARE.



STANDARD FOLDING HANDLE



CRANK HANDLE

### FOLDING HANDLE OFFERED IN:

Satin Taupe  
Bronze  
White

Brass  
Satin Nickel  
Satin Chrome

Oil Rubbed Bronze  
Antique Brass

## DESIGN SOLUTIONS.



- Meets egress requirements at smaller sizes.
- Multiple sticking profile options in Ogee, Ovolo, and Square.
- Tall bottom rail option available.
- Choose from 5 simulated divided lite sizes.
- Grille and grille-between-glass options are also available.
- Bows and bays are also available.

## CLAD CASINGS & SUBSILLS.

Marvin offers 19 clad color options, 9 casing profiles, and 6 subsills.



COLUMBUS CASING  
IN HAMPTON SAGE



KINSLEY CASING  
IN CASHMERE



RIDGELAND CASING  
IN CADET GRAY



POTTER CASING  
IN CASCADE BLUE



FLAT CASING  
IN WINEBERRY



GRAYSON CASING  
IN BRONZE

## FINISHING SOLUTIONS.



Marvin also offers solutions for covering up previously existing woodwork. An extruded panning system allows you to hide the previously existing wood, while giving you the opportunity to either match your current window or create a whole new look. Additional finishing solutions include trim coil stock, factory-applied jamb extensions, and full compatibility with all Marvin casings and subsills.

## WOOD SCREEN.



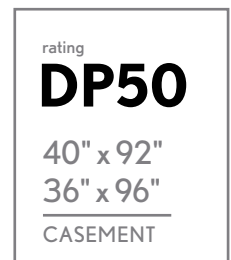
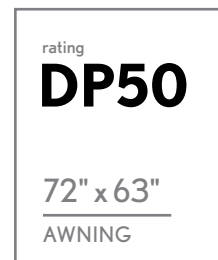
Hi Transparency Screen Mesh with a wood screen surround is standard. Aluminum screen surrounds are also available. Charcoal Fiberglass Mesh is standard on aluminum screen surrounds.

## ENERGY EFFICIENCY.

The Low E II with argon glass used in the Ultimate Casement window meets ENERGY STAR® requirements and saves energy.



A design pressure rating, as created by AAM A/WDMA 101/IS.2-97, is a measure of the amount of pressure a window or door is designed to withstand when closed and locked. Each DP rating also establishes other performance factors such as structural pressure, water penetration, and air infiltration. The higher a DP number a window or door has, the better the performance.



## ENERGY DATA.

	U-Value	R-Value	SHGC	VT	CR	ENERGY STAR
<b>ULTIMATE CASEMENT</b>						
Insulating Glass/Low E II - Air	0.33	3.03	0.29	0.49	54	N, NC, SC, S
Insulating Glass/Low E II - Argon	0.30	3.33	0.29	0.49	57	N, NC, SC, S
Insulating Glass/Low E II - Argon - SDLS < 1"	0.31	3.23	0.26	0.44	57	N, NC, SC, S
1" Tri-Pane High R - Argon	0.24	4.17	0.25	0.39	64	N, NC, SC, S
<b>ULTIMATE REPLACEMENT CASEMENT</b>						
Insulating Glass/Low E II - Air	0.34	2.94	0.29	0.49	54	N, NC, SC, S
Insulating Glass/Low E II - Argon	0.31	3.23	0.29	0.49	57	N, NC, SC, S
Insulating Glass/Low E II - Argon - SDLS < 1"	0.32	3.13	0.26	0.44	57	N, NC, SC, S

SDLS = With Spacer Bar

To see how windows and doors can be ***Built around you™*** by Marvin, please visit your local Marvin dealer. To find a dealer nearest you, visit [www.marvin.com](http://www.marvin.com) or call 1-888-819-2470. Your Marvin dealers are window and door professionals and are available to help you choose the best Marvin product to suit your needs.

In Canada, call 1-800-263-6161.

[www.marvin.com](http://www.marvin.com)

Marvin Windows and Doors, Warroad, MN 56763  
© 2008 Marvin Windows and Doors. All rights reserved.  
® Registered trademark of Marvin Windows and Doors.  
ENERGY STAR and the ENERGY STAR certification mark are registered US marks.

PART #19980412

Information regarding status of patent applications, and product features and specifications is subject to change without prior notice.

